

**OFFENDERS IN NEW JERSEY CORRECTIONAL INSTITUTIONS
ON JANUARY 4, 2016, BY MANDATORY MINIMUM TERM**

In New Jersey, since 1979, the courts have utilized mandatory minimum sentences. This means that an offender must serve the entire minimum sentence before being eligible for parole consideration. Mandatory minimum terms are not reduced by earned credits (commutation, minimum security, or work).

OFFENDERS IN CORRECTIONAL INSTITUTIONS BY MANDATORY MINIMUM TERM

Mandatory Minimum Term	Total		Male Offenders in Other Facilities		Youth Complex		ADTC		Edna Mahan		Halfway Houses, County Jails, Reentry, St. Francis	
	#	%	#	%	#	%	#	%	#	%	#	%
TOTAL OFFENDERS	15,021	100%	9,706	100%	2,249	100%	435	100%	440	100%	2,191	100%
<18 Months	706	5%	293	3%	180	8%	0	0%	9	2%	224	10%
18 Months	341	2%	180	2%	57	3%	0	0%	4	1%	100	5%
2 Years	614	4%	341	4%	61	3%	0	0%	19	4%	193	9%
3 Years	2,093	14%	992	10%	356	16%	8	2%	52	12%	685	31%
4 Years	1,190	8%	614	6%	286	13%	8	2%	22	5%	260	12%
5 Years	1,658	11%	885	9%	374	17%	45	10%	54	12%	300	14%
6-9 Years	2,895	19%	1,656	17%	675	30%	196	45%	93	21%	275	13%
10 Years	196	1%	138	1%	22	1%	14	3%	2	0%	20	1%
11-14 Years	1,417	9%	1056	11%	147	7%	77	18%	53	12%	84	4%
15 Years	232	2%	183	2%	15	1%	18	4%	8	2%	8	0%
16-19 Years	986	7%	833	9%	48	2%	36	8%	43	10%	26	1%
20-24 Years	507	3%	451	5%	22	1%	10	2%	18	4%	6	0%
25-29 Years	366	2%	346	4%	2	0%	15	3%	3	1%	0	0%
30 Years	785	5%	741	8%	1	0%	4	1%	31	7%	8	0%
30+ Years	1,035	7%	997	10%	3	0%	4	1%	29	7%	2	0%

- Seventy-four percent (74%) of all adult offenders have mandatory minimum terms (15,021 out of 20,307).
- The median mandatory minimum term is 5 years.
- Twenty-six percent (26%) of those with mandatory minimum terms have mandatory minimum terms of 15 years or more.

Prison Complex Offenders By Mandatory Minimum Term

Institution	Total	< 18 Months	18 Months	2 Years	3 Years	4 Years	5 Years	6-9 Years	10 Years	11-14 Years	15 Years	16-19 Years	20-24 Years	25-29 Years	30 Years	30+ Years
Bayside Main	794 100%	35 4%	17 2%	38 5%	109 14%	80 10%	111 14%	173 22%	12 2%	86 11%	13 2%	60 8%	27 3%	10 1%	20 3%	3 0%
Bayside Farm	386 100%	33 9%	12 3%	32 8%	59 15%	40 10%	37 10%	76 20%	5 1%	43 11%	9 2%	23 6%	5 1%	2 1%	9 2%	1 0%
Bayside Ancora	211 100%	19 9%	13 6%	22 10%	68 32%	11 5%	21 10%	35 17%	1 0%	11 5%	3 1%	4 2%	2 1%	0 0%	1 0%	0 0%
Bayside Total	1,391 100%	87 6%	42 3%	92 7%	236 17%	131 9%	169 12%	284 20%	18 1%	140 10%	25 2%	87 6%	34 2%	12 1%	30 2%	4 0%
CRAF Jones Farm	61 100%	12 20%	15 25%	12 20%	12 20%	3 5%	2 3%	5 8%	0 0%	0 0%	0 0%	0 0%	0 0%	0 0%	0 0%	0 0%
CRAF Reception	103 100%	15 15%	3 3%	11 11%	20 19%	15 15%	22 21%	14 14%	0 0%	1 1%	0 0%	2 2%	0 0%	0 0%	0 0%	0 0%
CRAF Total	164 100%	27 16%	18 11%	23 14%	32 20%	18 11%	24 15%	19 12%	0 0%	1 1%	0 0%	2 1%	0 0%	0 0%	0 0%	0 0%
East Jersey Main	1,134 100%	1 0%	1 0%	1 0%	13 1%	9 1%	20 2%	103 9%	21 2%	156 14%	30 3%	208 18%	136 12%	98 9%	225 20%	112 10%
East Jersey Camp	25 100%	2 8%	0 0%	1 4%	4 16%	0 0%	1 4%	6 24%	1 4%	6 24%	0 0%	4 16%	0 0%	0 0%	0 0%	0 0%
East Jersey Total	1,159 100%	3 0%	1 0%	2 0%	17 1%	9 1%	21 2%	109 9%	22 2%	162 14%	30 3%	212 18%	136 12%	98 8%	225 19%	112 10%

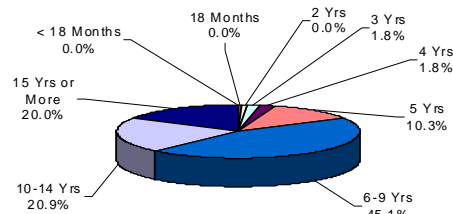
Prison Complex Offenders By Mandatory Minimum Term

Institution	Total	< 18 Months	18 Months	2 Years	3 Years	4 Years	5 Years	6-9 Years	10 Years	11-14 Years	15 Years	16-19 Years	20-24 Years	25-29 Years	30 Years	30+ Years
NJ State Prison	1,448 100%	10 1%	3 0%	7 0%	39 3%	12 1%	29 2%	67 5%	12 1%	64 4%	17 1%	65 4%	43 3%	105 7%	215 15%	760 52%
Northern Main	1,612 100%	28 2%	17 1%	55 3%	172 11%	103 6%	137 8%	295 18%	22 1%	250 16%	29 2%	169 10%	83 5%	62 4%	138 9%	52 3%
Northern Ad Seg Male	251 100%	10 4%	6 2%	9 4%	44 18%	15 6%	29 12%	56 22%	7 3%	27 11%	4 2%	20 8%	12 5%	2 1%	5 2%	5 2%
Northern Total	1,863 100%	38 2%	23 1%	64 3%	216 12%	118 6%	166 9%	351 19%	29 2%	277 15%	33 2%	189 10%	95 5%	64 3%	143 8%	57 3%
Southern	1,150 100%	82 7%	57 5%	105 9%	240 21%	178 15%	190 17%	209 18%	8 1%	44 4%	9 1%	16 1%	6 1%	1 0%	5 0%	0 0%
South Woods	2,531 100%	46 2%	36 1%	48 2%	212 8%	148 6%	286 11%	617 24%	49 2%	368 15%	69 3%	262 10%	137 5%	66 3%	123 5%	64 3%
Subtotal Male Offenders in Other Facilities	9,706 100%	293 3%	180 2%	341 4%	992 10%	614 6%	885 9%	1,656 17%	138 1%	1,056 11%	183 2%	833 9%	451 5%	346 4%	741 8%	997 10%

Prison Complex Offenders By Mandatory Minimum Term

Institution	Total	< 18 Months	18 Months	2 Years	3 Years	4 Years	5 Years	6-9 Years	10 Years	11-14 Years	15 Years	16-19 Years	20-24 Years	25-29 Years	30 Years	30+ Years
ADTC	435 100%	0 0%	0 0%	0 0%	8 2%	8 2%	45 10%	196 45%	14 3%	77 18%	18 4%	36 8%	10 2%	15 3%	4 1%	4 1%
Subtotal	10,141 100%	293 3%	180 2%	341 3%	1,000 10%	622 6%	930 9%	1,852 18%	152 1%	1,133 11%	201 2%	869 9%	461 5%	361 4%	745 7%	1,001 10%
Mahan - Female Prison	440 100%	9 2%	4 1%	19 4%	52 12%	22 5%	54 12%	93 21%	2 0%	53 12%	8 2%	43 10%	18 4%	3 1%	31 7%	29 7%
Total Prison Complex	10,581 100%	302 3%	184 2%	360 3%	1,052 10%	644 6%	984 9%	1,945 18%	154 1%	1,186 11%	209 2%	912 9%	479 5%	364 3%	776 7%	1,030 10%

ADTC

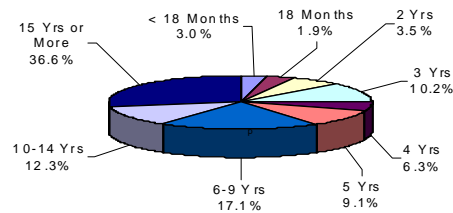


The median mandatory minimum term at ADTC is 8 years 4 months.

Eighty-three percent (83.9%) of the ADTC population have mandatory minimum sentences (435 of 518).

Forty percent (40.9%) have mandatory minimum terms of 10 years or longer.

MALE OFFENDERS IN OTHER FACILITIES

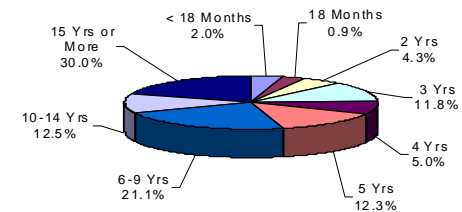


Of the 13,170 Male Offenders in Other Facilities, 73.6% (9,706) have mandatory minimum terms.

The median mandatory minimum term for Male Offenders in Other Facilities is 7.6 years (ADTC excluded).

Eighty-nine percent (89.3%) of New Jersey State Prison inmates have mandatory minimum terms and 82% percent of those have minimum terms of 15 years or more.

FEMALE OFFENDERS



The median mandatory minimum term at Edna Mahan is 6.7 years.

At Edna Mahan, 62.1% of the females housed have minimum terms (440 of 708).

Thirty-six percent (36.3%) of the females with mandatory minimum terms have terms of 5 years or less.

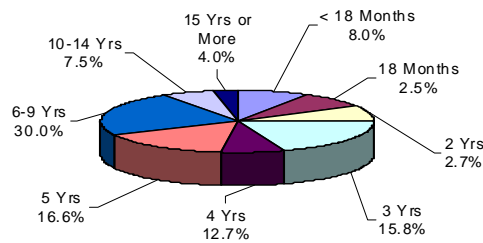
Youth Complex Offenders By Mandatory Minimum Term

Institution	Total	< 18 Months	18 Months	2 Years	3 Years	4 Years	5 Years	6-9 Years	10 Years	11-14 Years	15 Years	16-19 Years	20-24 Years	25-29 Years	30 Years	30+ Years
Garden State	1,175 100%	70 6%	23 2%	14 1%	169 14%	150 13%	204 17%	380 32%	16 1%	87 7%	11 1%	31 3%	17 1%	1 0%	1 0%	1 0%
Mountainview	561 100%	79 14%	22 4%	33 6%	116 21%	85 15%	90 16%	129 23%	1 0%	5 1%	1 0%	0 0%	0 0%	0 0%	0 0%	0 0%
Wagner Main	244 100%	11 5%	5 2%	8 3%	25 10%	22 9%	43 18%	84 34%	1 0%	31 13%	1 0%	9 4%	3 1%	1 0%	0 0%	0 0%
Wagner Ad Seg	196 100%	10 5%	3 2%	3 2%	38 19%	22 11%	33 17%	58 30%	2 1%	14 7%	1 1%	8 4%	2 1%	0 0%	0 0%	2 1%
Wagner Minimum Units	73 100%	10 14%	4 5%	3 4%	8 11%	7 10%	4 5%	24 33%	2 3%	10 14%	1 1%	0 0%	0 0%	0 0%	0 0%	0 0%
Wagner Total	513 100%	31 6%	12 2%	14 3%	71 14%	51 10%	80 16%	166 32%	5 1%	55 11%	3 1%	17 3%	5 1%	1 0%	0 0%	2 0%
Total Youth Complex	2,249 100%	180 8%	57 3%	61 3%	356 16%	286 13%	374 17%	675 30%	22 1%	147 7%	15 1%	48 2%	22 1%	2 0%	1 0%	3 0%

Offenders In Halfway Houses, County Jails, Reentry, and St. Francis By Mandatory Minimum Term

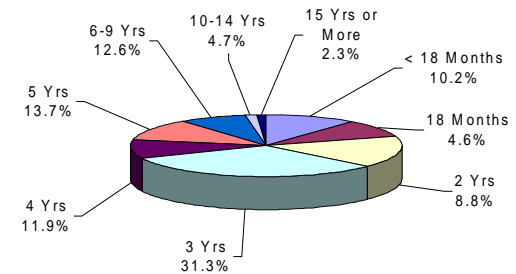
Institution	Total	< 18 Months	18 Months	2 Years	3 Years	4 Years	5 Years	6-9 Years	10 Years	11-14 Years	15 Years	16-19 Years	20-24 Years	25-29 Years	30 Years	30+ Years
Central Medical Unit	2 100%	0 0%	0 0%	0 0%	0 0%	0 0%	0 0%	1 50%	0 0%	0 0%	0 0%	0 0%	0 0%	0 0%	1 50%	0 0%
County Jail	5 100%	0 0%	0 0%	1 20%	2 40%	0 0%	1 20%	0 0%	0 0%	1 20%	0 0%	0 0%	0 0%	0 0%	0 0%	0 0%
Reentry	84 100%	10 12%	5 6%	3 4%	27 32%	8 10%	12 14%	14 17%	0 0%	2 2%	2 2%	0 0%	1 1%	0 0%	0 0%	0 0%
Halfway House	2,100 100%	214 10%	95 5%	189 9%	656 31%	252 12%	287 14%	260 12%	20 1%	81 4%	6 0%	26 1%	5 0%	0 0%	7 0%	2 0%
Total Halfway Houses, County Jails, Reentry, St. Francis	2,191 100%	224 10%	100 5%	193 9%	685 31%	260 12%	300 14%	275 13%	20 1%	84 4%	8 0%	26 1%	6 0%	0 0%	8 0%	2 0%

YOUTH COMPLEX



The median mandatory minimum term for youth complex offenders is 4.2 years. Among youth complex offenders, 75.6% have mandatory minimum terms (2,249 of 2,973). Of these, 58.3% have mandatory minimum terms of 5 years or less.

HALFWAY HOUSES COUNTY JAILS, REENTRY, ST. FRANCIS



The median mandatory minimum term for inmates in Halfway Houses, County Jails, Reentry, and St. Francis is 3 years. Seventy-four percent (74.5%) of the offenders in Halfway Houses, County Jails, Reentry, and St. Francis have mandatory minimum terms (2,191 of 2,938). Of these, 80.5% have mandatory minimum terms of 5 years or less.